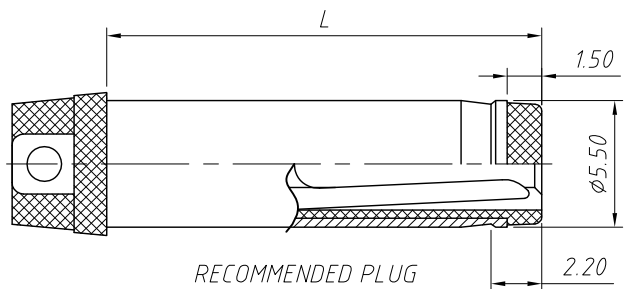
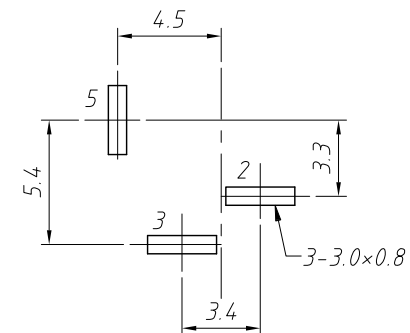
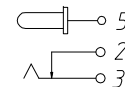


PCB LAYOUT TOP VIEW



PIN	∅2.0	∅2.5
APPD		

SCHEMATIC



SPECIFICATION

Rated Load:DC 30V 1.0A

Contact resistance:30mΩ, max

Insulation resistance:100MΩ, min

Withstand Voltage:AC500V

Actuating Force:3-20N

Life:5000 cycles

Operating Temperature:-30°C-70°C

NO.	Description	QTY	Material	Plating
1	Housing	1	PBT	---
2	Flat Piece	1	Brass	Sn-Plating
3	Spring	1	SUS301	Sn-Plating
4	PIN	1	Brass	Ni-Plating
5	Contact Foot	1	Brass	Sn-Plating
6	Cover	1	PF	---

GENERAL TOLERANCE	PROJECTION		Description:
X. ±0.50	UNITS	mm	DC POWER Jack DIP
.X ±0.25	SCALE	1:1	
.XX ±0.10	Draw by:	Jenny	
ANGLE TOLERANCE	Check by:		KLS P/N: L-KLS1-DC-017
X. ±5°	Date	2018-03-01	NingBo KLS ELECTRONIC CO.,L TD.
.X ±3°	SHEET	1 OF 1	
.XX ±2°			